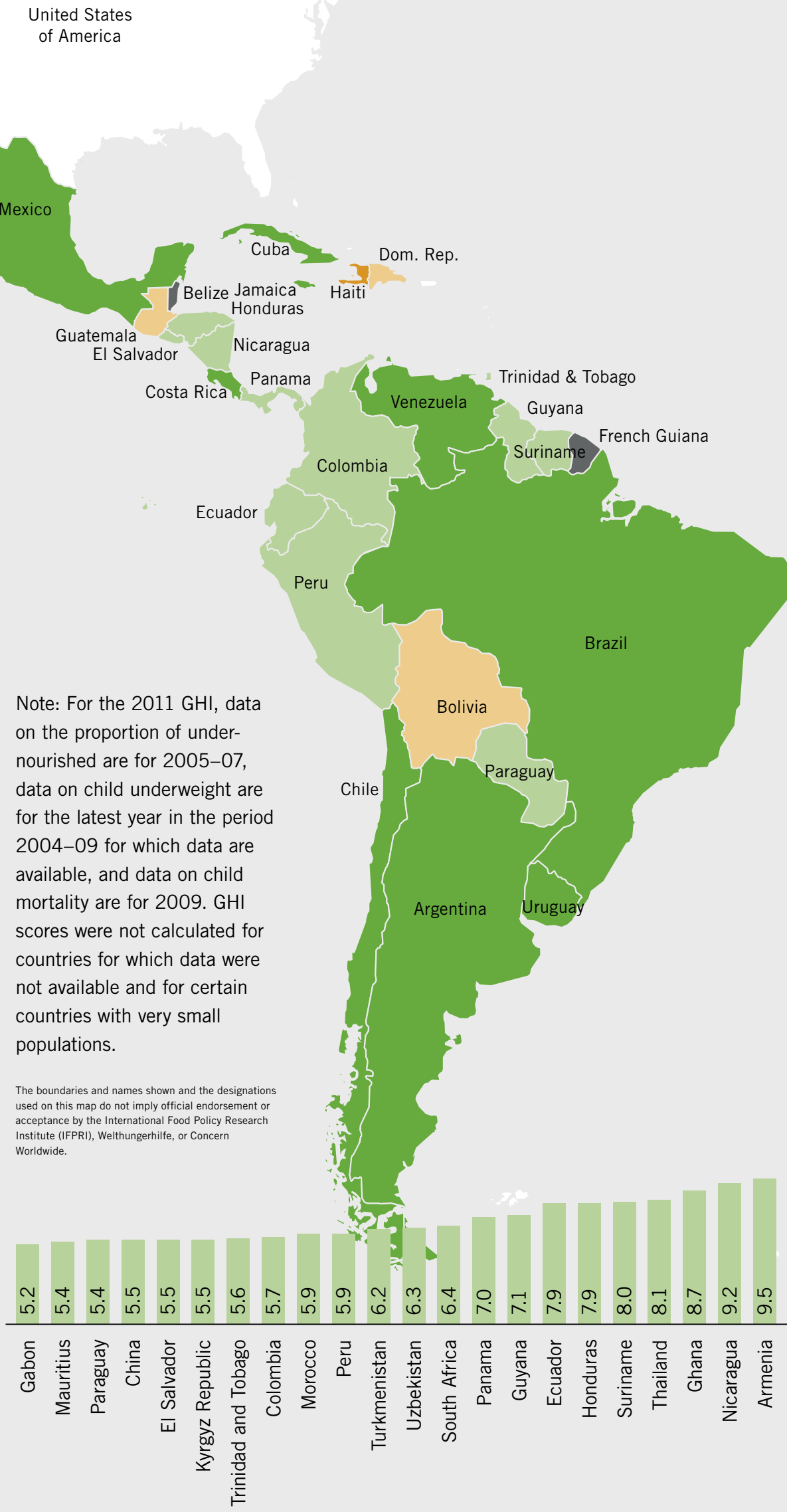


# GLOBAL HUNGER INDEX 2011 BY SEVERITY


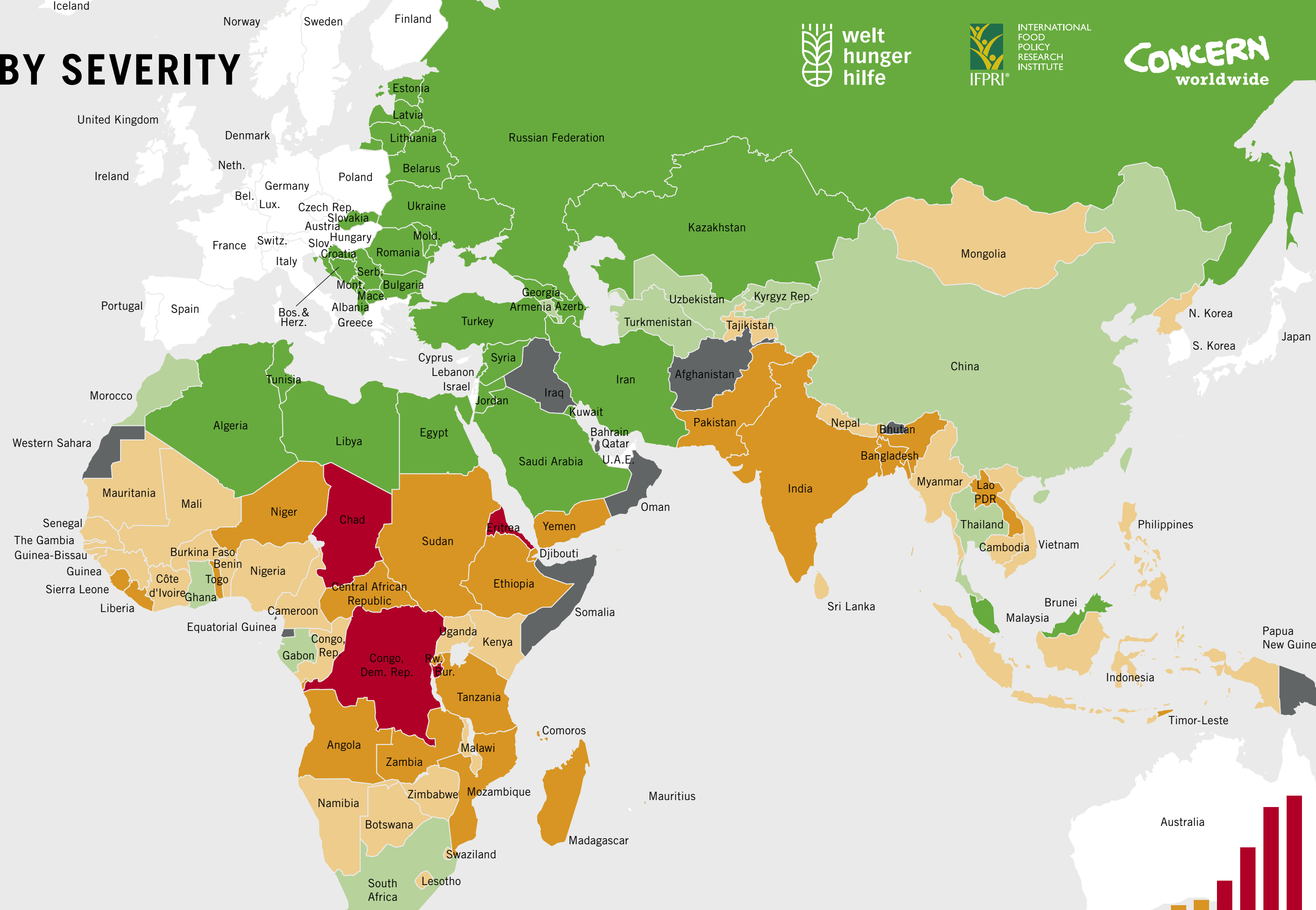


- $\geq 30.0$  Extremely alarming
- 20.0–29.9 Alarming
- 10.0–19.9 Serious
- 5.0–9.9 Moderate
- $\leq 4.9$  Low
- No data
- Industrialized country



Note: For the 2011 GHI, data on the proportion of undernourished are for 2005–07, data on child underweight are for the latest year in the period 2004–09 for which data are available, and data on child mortality are for 2009. GHI scores were not calculated for countries for which data were not available and for certain countries with very small populations.

The boundaries and names shown and the designations used on this map do not imply official endorsement or acceptance by the International Food Policy Research Institute (IFPRI), Welthungerhilfe, or Concern Worldwide.







## CONCEPT OF THE GLOBAL HUNGER INDEX

The Global Hunger Index (GHI) is based on three equally weighted indicators:

- **the proportion of undernourished as a percentage of the population** (reflecting the share of the population with insufficient dietary energy intake);
- **the prevalence of underweight in children under the age of five** (indicating the proportion of children suffering from low weight for their age);
- **the under-five mortality rate** (partially reflecting the fatal synergy between inadequate dietary intake and unhealthy environments).

Combining the proportion of undernourished in the population with the two indicators relating to children under five ensures that both the food-supply situation of the population as a whole and the ef-

fects of inadequate nutrition on a physiologically very vulnerable group are captured. Children's nutritional status deserves particular attention because a deficiency of nutrients places them at high risk of physical and mental impairment and death. For many children in developing countries who die from infectious diseases, the indirect cause of death is a weakened immune system due to a lack of dietary energy, vitamins, and minerals. Since the first two indicators – the proportion of undernourished and the prevalence of underweight in children – do not reveal premature death as the most tragic consequence of hunger, the under-five mortality rate is also included. The Global Hunger Index has the advantage of going beyond dietary energy availability, which is the focus of the Food and Agriculture Organization of the United Nations (FAO) measure of undernourishment. The GHI's broader conceptual basis better reflects the multi-dimensional causes and manifestations of hunger. Inequitable resource allocations between households and within households are

also taken into consideration since the latter affect the physical well-being of children. Sufficient food availability at the household level does not guarantee that all members benefit from it in equal measure. The GHI varies between the best possible score of 0 and the worst possible score of 100. Higher scores indicate greater hunger – the lower the score, the better the country's situation. GHI scores above 10 are considered serious, scores greater than 20 are alarming, and scores exceeding 30 are extremely alarming. The calculation of GHI scores is restricted to developing countries and countries in transition where measuring hunger is considered most relevant. Some higher income countries are not taken into consideration because hunger has been largely overcome in these countries and overnutrition is a greater problem than a lack of food.

More information: [www.welthungerhilfe.de](http://www.welthungerhilfe.de), [www.ifpri.org](http://www.ifpri.org) and [www.concern.net](http://www.concern.net)

